

# Comparative Reporting on Abortion Related Incidents

May 2023

[endora.tech](https://endora.tech)

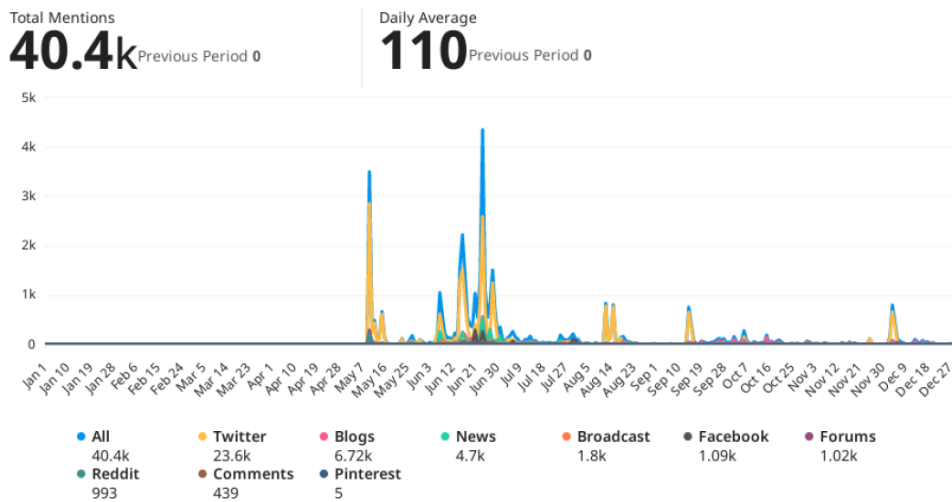


**ENDORA**

## Reporting on Pro-abortion Disruptions

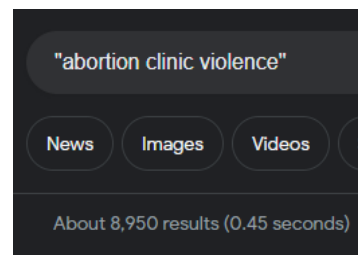
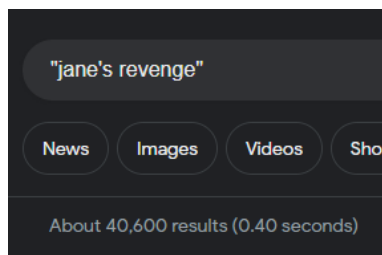
May of 2022, the leak of the Dobbs decision prompted an anonymous group of people calling themselves 'Jane's Revenge' to post a manifesto encouraging activists to target anti-abortion fake clinics following the leak; there has been a marked uptick in pro-abortion vandalism, protesting, and occasionally violence. While the more destructive left-wing actions are still drastically dwarfed by anti-abortion disruptions, Jane's Revenge has made a convenient media-grabbing villain for right wing media.

In that time, coverage of pro-abortion incidents averaged 4,700 news mentions and 1,800 broadcast mentions in 2022.



Source: Meltwater statistics on Jane's Revenge mentions, courtesy of ProgressNow NM

Meanwhile, there has been an absence of counter narratives representing the violence happening at abortion clinics, as well as a lack of conversation highlighting that incidents attributed to Jane's Revenge do not reflect the positions of most individuals who support abortion. A simple Google search for "Jane's Revenge" returns over 40,600 hits, while a search for "abortion clinic violence" only returns 8,950.



## Comparative Reporting on Abortion Related Incidents

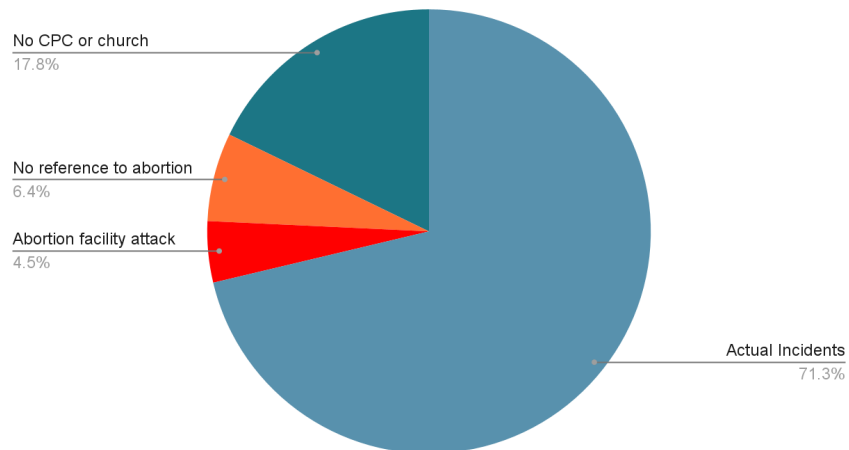
[www.endora.tech](http://www.endora.tech)

In their coverage, anti-abortion media claims a total of 203 individual pro-abortion incidents, while misrepresenting the number of anti-abortion attacks [as a fraction of that](#), a claim easily disproved. In this report, we will compare an analysis of the pro-abortion incidents claimed by the media to the information released last week in the National Abortion Federation's [2022 Violence & Disruption Statistics](#).

The three organizations cited by the press for statistics on pro-abortion disruptive incidents are the [Family Research Council](#) (FRC), [Antifawatch](#), and the [Crime Prevention Research Center](#) (CPRC). Though CPRC's report has since been removed from their site, we will be referencing an archived version of the report.

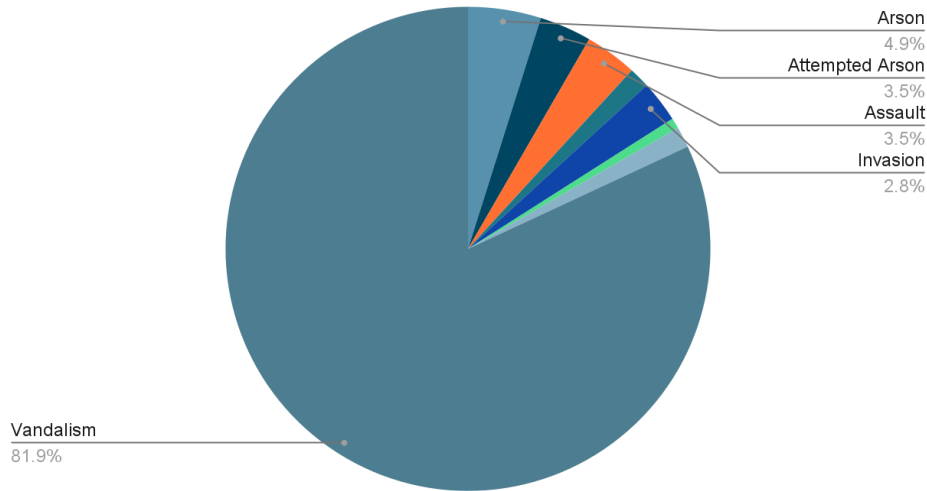
By combining the records from each of the organizations and adjusting for duplicate entries, we wind up with a total of 203 incidents they've attributed to pro-abortion protesters. As we dig a little deeper, some interesting patterns emerge. CPRC included 9 incidents that were actually anti-abortion [arsons](#), assaults, [blockades](#), invasions, and even an incident where a [woman threw a dead raccoon](#) at volunteers working in front of the abortion clinic. FRC included 13 vandalism incidents and one arson that all had no reference to abortion or had any reason to be attributed to pro-abortion actors. CPRC and FRC included 36 incidents in total that they believe should count as a pro-abortion disruption of a church or crisis pregnancy center, when in reality these incidents were [public street protests](#), non-threatening [social media posts](#), or vandalism of remote inanimate objects like [billboards](#) and yard signs that were not located at a facility protected by the FACE Act.

Total alleged pro-abortion disruption incidents: 203



Removing these entries, there are 144 incidents that genuinely qualify as a pro-abortion disruption that allegedly occurred at a church or crisis pregnancy center. Of these, 118 were vandalism incidents, four were peaceful church invasion protests that did not restrict entry to the space, two were threatening public statements, and exactly one was a larger protest that targeted a crisis pregnancy center and needed to be disbanded by the police.

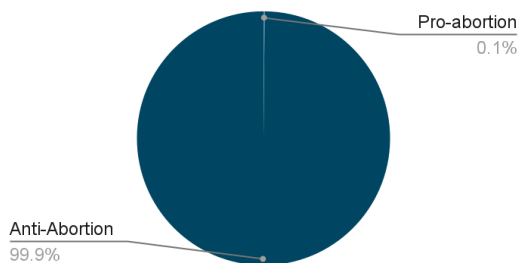
Types of pro-abortion disruptions: 144



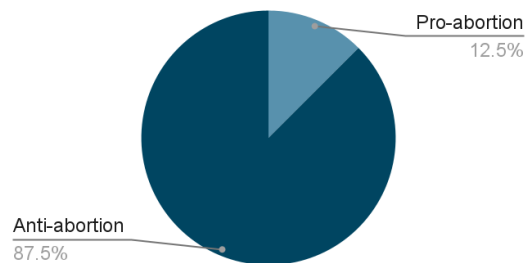
### Comparison of Pro-abortion and Anti-abortion Disruptions

On May 11, 2023, the [National Abortion Federation](#) released their report on [2022 Violence & Disruption Statistics](#). A simple comparison of their top line statistics brings the total number of incidents aimed at abortion facilities to be 676 times as many disruptions as anti-abortion organizations have faced.

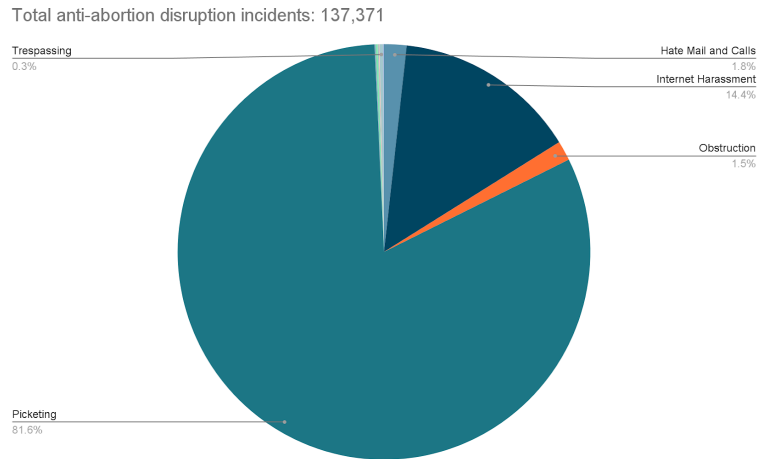
Total alleged disruptions: 137,574



Total verified disruptions: 1151

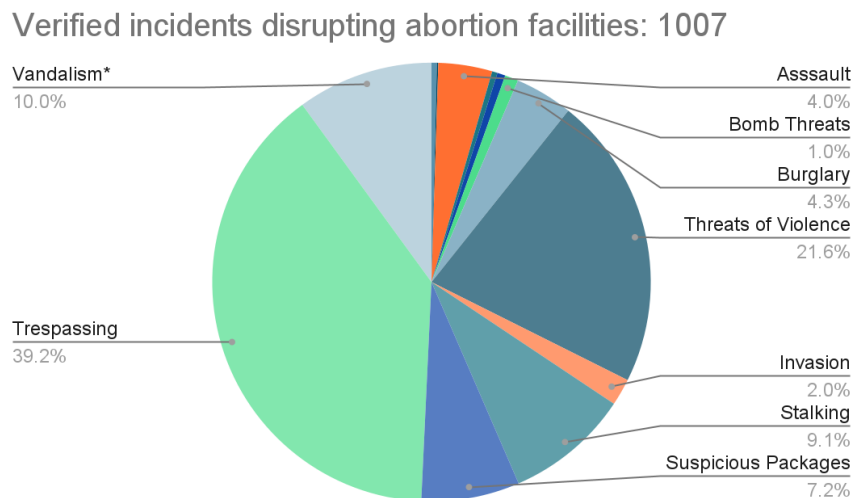


Removing their numbers for hate mail and calls (2,413), internet harassment (19,765), obstruction (2,100), and picketing (112,068 - which should arguably be pitted against protest numbers from pro-abortion disruptions), we are still left with a total of 1,007 serious disruptions, a figure that is still eight times the number of incidents pointed at anti-abortion establishments.



All of these numbers come with the notable caveat that as of December 2022, [42 independent clinics had closed](#) due to abortion restrictions, drastically affecting the number of organizations reporting attacks. It is fair to say that based on NAF's 2021 statistics, any of the anti-abortion disruption tallies would be significantly higher if these organizations were still operational and able to report their numbers for the year.

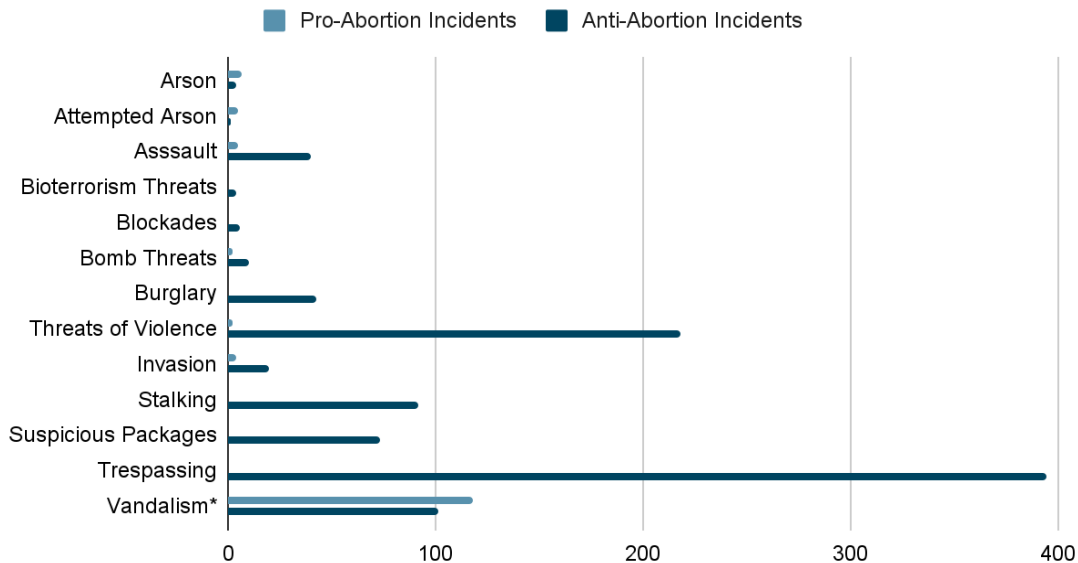
In reviewing the types of incidents affecting abortion facilities, there are several incident types that are not reflected at all in the incidents affecting anti-abortion institutions, including bioterrorism threats, blockades, burglary, stalking, suspicious packages, and trespassing.



*\*vandalism is largely under reported at abortion facilities, because it is so common*

Comparing the serious incidents by type, anti-abortion establishments exceeded attacks in arson (7:4), attempted arson (5:1), and vandalism (118:101). It is important to note that vandalism attacks to abortion facilities are rarely reported because they are so common. However, in all other categories, anti-abortion attacks were far higher. Incidents of assault (40:5), bioterrorism threats (4:0), blockades (6:0), bomb threats (10:2), burglary (43:0), threats of violence (218:2), invasions (20:4), stalking (92:0), suspicious packages (73:0), and trespassing (395:0) were all notably higher among abortion providers.

### Comparison of Notable Disruptive Incidents



*\*vandalism is largely under reported at abortion facilities, because it is so common*

### Conclusion

Upon review of the relevant statistics, the disproportionate amount of media attention that has focused on pro-abortion incidents, particularly when compared to the overwhelming number of anti-abortion incidents, seems like a deliberate campaign to undermine the ever escalating dangers levied at abortion facilities. There have been over 60 invasions and blockades of abortion facilities since 2017, and to date, only five have resulted in FACE charges.

Arguably, this particular “pro-abortion violence” narrative did not get any real traction until the DOJ [declared that they would not tolerate anti-abortion violence](#) after SB8 passed in Texas, and renewed their interest in prosecuting violations of the FACE Act. Since then, media coverage seems to vacillate wildly between wanting to [prosecute people who support abortion](#) for what they perceive to be violations of the FACE Act, and wanting to dismantle it altogether, taking away one of the few protections abortion providers still have.

### Comparative Reporting on Abortion Related Incidents

[www.endora.tech](http://www.endora.tech)